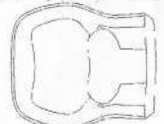



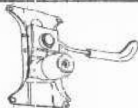





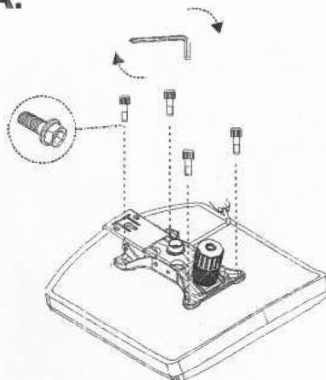


OSCAR CHAIR

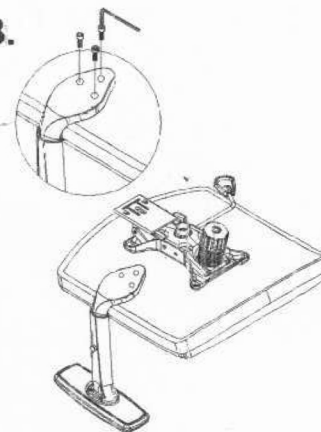
ITEM NAMES	LIST OF COMPONENTS	QTY
BACKREST		1
SEAT		1
BASE WITH CASTOR		1
ARMS		1
MECHANISM		1
GASLIFT		1
ALLENKEY		1
6X35MM BOLT		6
6X25MM BOLT		4
8X20MM BOLT		3

A.



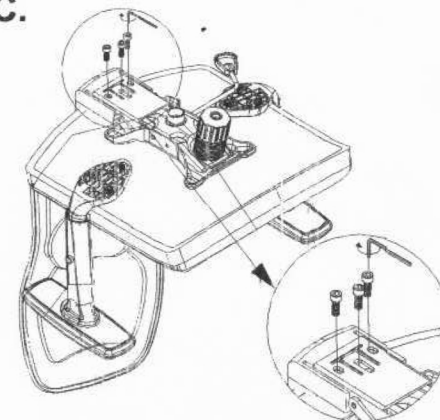
Attach the Mechanism to the Seat with bolts (6x25mm), using the allen key

B.



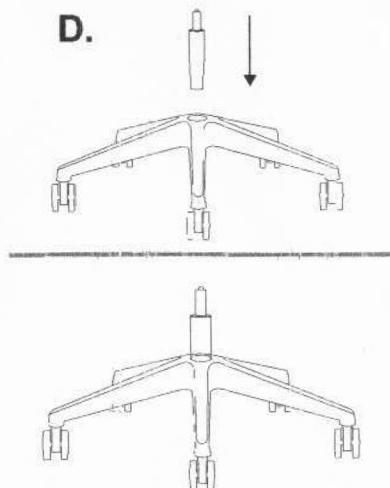
Attach the Arms to the Seat with bolts (6x35mm), using the allen key

C.



Attach the back using allen bolts (8x20mm) to fix the mechanism with the help of allen key

D.



Insert the Gas Lift into the center hole of the Star Base

E.

Connect Upperbody with Bottom

